



NAU
HOTELS & RESORTS

SALGADOS GOLF COURSE

ALBUFEIRA

ALGARVE



COURSE GUIDE



SALGADOS GOLF COURSE

A course for those who prefer Nature, for Nature lovers, for those who respect her and wish to share unique and magic moments with her.

Salgados Golf Course is located at Herdade dos Salgados, close to Albufeira. Next to Salgados Beach and Salgados Lagoon Nature Reserve, linking the dunes to the sea, Humanity to the Universe.

A shelter for various bird species, some under threat of extinction, this course offers golfers a unique experience with impressive views over the ocean and unique birdsong. We recommend walking over the green, as it is simple, beautiful and almost always flat. This is a very technical course, more cerebral than physical. Due to the wind, it changes, this course is never the same.



Here, almost all the holes are flanked by lagoons and one (number 6) is considered one of the most difficult in the world, as it has a lot of water and is very long.

Holes 7, 8 and 15 are among the loveliest of the course (and region!).

For golf enthusiasts, playing from the yellow tees is a delightful experience.

COURSE GUIDE

All distances are
measured in **Meters**

380

Distances from
the Tee in **black**

150

Distance to
the front of the
Green



Front of
the Green



Direction of
the next Tee



Out of
Bounds



Starting
Tees



Practice area
(short game)



Par 4: A birdie chance to start your round. Plenty of space to play down the right, but this is semi rough and not always a good lie. Water on the left and right near the green. OB on the right.





Par 5: Difficult par five for most, your second shot is key, maybe hit a shorter second shot or risk a long shot to get nearer the green.



380

330

277

2

468 ○ 5

438 ● 5

413 ● 5

388 ● 5

50

100

150

15

28

468

141



Par 3: Plays a little longer than it looks, especially when the flag is at the back. Water hazard left and right.



156

157

142

103

50

100

3


156 ○ 3

136 ● 3

116 ● 3

96 ● 3





Par 4: Stay left off the tee; no bunkers anywhere.
OB on the right side of the fairway.



4

343 ○ 4

333 ● 4

303 ● 4

268 ● 4



Par 4: Keep your drive down the left, at the back of the green there is water.



347

332

319

50

100

227

150

185

362


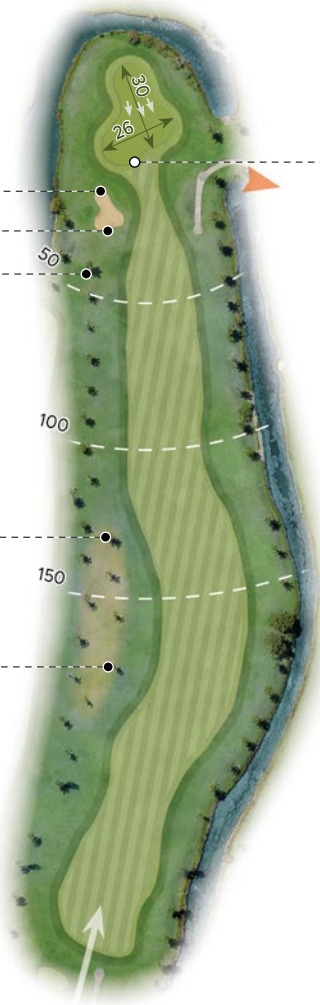
5

362 ○ 4

337 ● 4

307 ● 4

287 ● 4





Par 5: A tough par five, keep your second shot left close to the trees as the water comes in to the fairway. Most difficult par 5 on the course. OB on the right of the right lake.



498

442

288

249

6

498 ○ 5

463 ● 5

428 ● 5

413 ● 5





Par 4: Very good par four, don't be disappointed with a five. Water hazard on the left and OB on the right.



392-----398

376-----

50

-----349

100

153-----

150

-----230

7


398 ○ 4

373 ● 4


328 ● 4

288 ● 4





Par 3: A short hole requiring accuracy and a carefully chosen club for distance. Besides a water hazard running across in front of the green there are two well placed bunkers waiting for errant shots.



Par 4: After the first lake down there is another that you can't see from the tee, but the more you play left the longer your second shot. OB on the 10th fairway on the right.



338

50

100

150

18

20

236

196

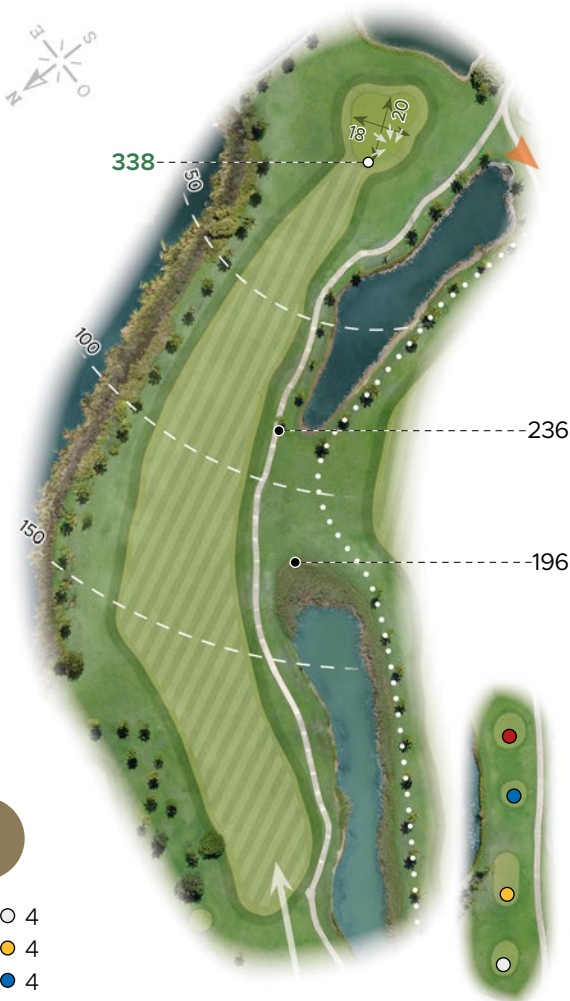
9

338 ○ 4

313 ● 4

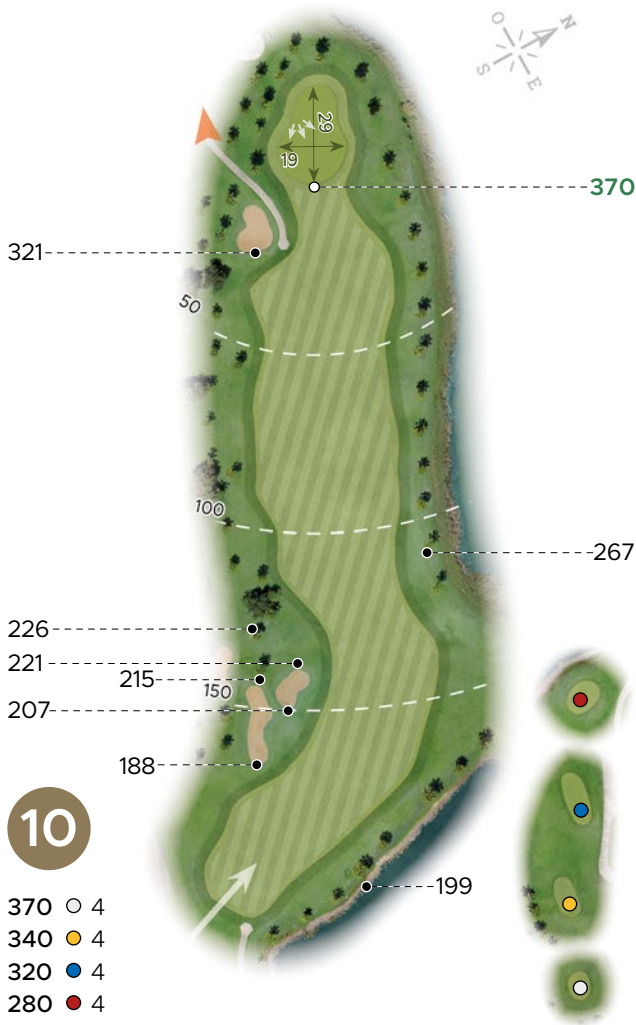
288 ● 4


273 ● 4





Par 4: Three deep bunkers left of the fairway, better to avoid off the tee.





Par 4: Try not to hit the ball further than the bunker on the right side as the water comes into play. Bunker in front of the green and water on the back.



11

284 ○ 4

269 ● 4

244 ● 4

219 ● 4



Par 3: Depending on the pin position choosing the right club is important, it's important to avoid the bunkers.

12



- 120 ○ 3
- 105 ● 3
- 97 ● 3
- 86 ● 3






Par 4: Hit your favorite club onto the fairway then you are left with a short second shot. The hole has water hazards and a dogleg to the right. Bunkers to the right of the green.



273		4
243		4
233		4
203		4

203 ● 4



Par 5: Favor left side of the fairway off the tee and for your second shot to avoid the water.





Par 5: You require two good wood shots to give yourself a chance of a good score. This hole requires an accurate second shot to the green as on the left hand side there are a line of three bunkers.



526

497

473

50

100

150

301

292

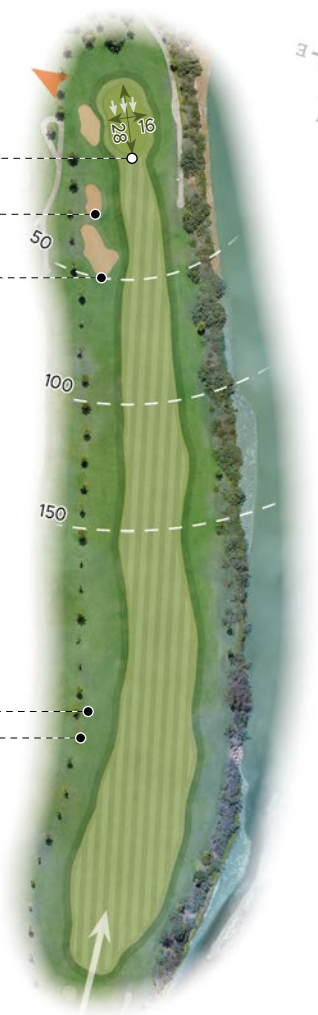
15

526 ○ 5

496 ● 5

416 ● 5


386 ● 5





Par 4: After a good drive, you have a chance of a birdie if the flag is at the front of the green, but difficult to get close if the flag is at the back. This green is longer than it looks from the fairway.





Par 3: Play to the heart of the green, especially if the flag is at back of the green.



151

138

50

100

168

102

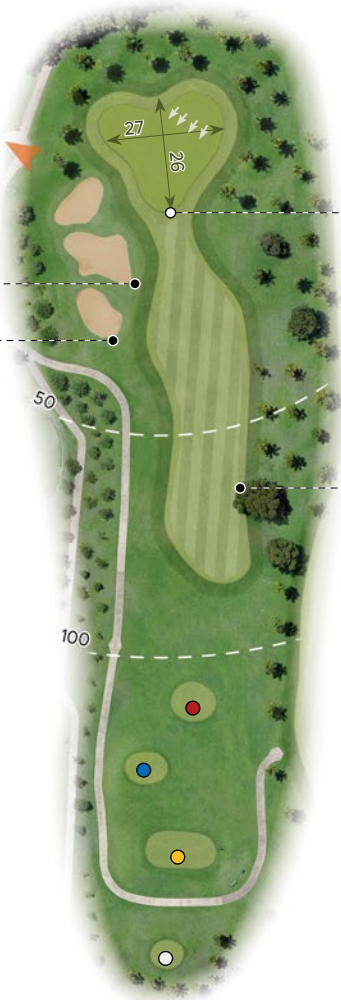
17

168 ○ 3

148 ● 3

128 ● 3

113 ● 3





Par 4: Long par four, you will need a good tee shot to be able to get to the green in two. Water all the way on the right side. OB on the right of the water.





Videos & Course Guides

Course guide and cartography created by Map to Stroke
For more information go to www.maptostroke.com

(+351) 919 415 530 golf@maptostroke.com



SALGADOS GOLF COURSE

ALBUFEIRA

ALGARVE

Salgados Golf Course
Rua do Golfe 8200-424 Guia, Albufeira
Algarve - Portugal

(+351) 289 583 030 | (+351) 911 032 723
(+351) 925 268 859

info@salgadosgolf.com
bookings@salgadosgolf.com

www.salgadosgolf.com