


Explanation - Partner booking program Shuttle Bus Zürich – Arlberg

Step 1:

Arlberg Express will send you an e-mail with a link for registration.

Please follow the link and assign your own password.



Log in Englisch

Register

Dear Arlberg Express partner, please register your access here.

Note:
Use a strong password that you would otherwise not use in any other application!
Use an email address that you have access to. A confirmation email will be sent to you after registration.

Token

0752ED91-17D0-47EA-BEB2-7A8EB624529B

Email

info@arlbergexpress.com

Password


••••••••••••••••

Confirm Password

••••••••••••••••

Register

Please confirm your registration by following the link on your e-mail.




Log in Englisch

Register confirmation

Please check your e-mail to confirm access.

Your e-mail has been successfully confirmed.



Log in Englisch

Confirm email


Thank you!

Your email has been successfully confirmed.

You can now [login](#).

Step 2:

With the e-mail address and the selected password, you can now log in to the platform.



Log in Englisch ▾

Log in

Email


Password

☐ Remember me?

[Forgot your password?](#)

Step 3:

On the start page, you can select the Booking module.




Bookings

User: claudia.sauciuc@arlbergexpress.com Logout Englisch ▾

Welcome to the Arlberg Express partner platform

Module


Bookings



Book the airport shuttle to and from the Arlberg for your guests.

Step 4:

Click on the button “Create booking” to enter a new booking.



Bookings

User: claudia.sauciuc@arlbergexpress.com Logout Englisch ▾

Bookings

BID

Date

Last Name

First name

Price

Status

Now you can enter all the booking's details. Please note that all the details noted with asterisk (*) are mandatory. The booking will show you the price after you enter all the details.

Please check and **Validate** the booking, by confirming the answer to the question:

Would you like to make a binding booking? ☐

You will receive an e-mail with the booking confirmation number that you can forward it to your customers.



Bookings

User: claudia.sauciuc@arlbergexpress.com Logout English ▼

Create booking

Fields marked with (*) asterisk are required fields.

Outward journey

Date outward journey*

Departure location*

Destination*

Departure time*

Flight number

Flight arrival/departure time (HH:mm)

Return journey

Date return journey

Departure time return journey

Flight number

Booking data

Number of adults*

Number of children under 12 years*

Accommodation

Other accommodation

Correspondence language*

Guest data

Title*

First name*

Last Name*

Address*

Address 2

ZIP*

City*

Country*


Cellular phone*

Step 5:

The platform gives you an overview of all your bookings and the status of it.

By clicking on “Details” you can check or cancel the booking up to 24h before the transfer.

Please note that if a change or cancellation of a booking is required in less than 24h before the booking, you have to contact us by e-mail at info@arlbergexpress.com or call us at +43-5582-226.

 Bookings

User: claudia.sauciuc@arlbergexpress.com Logout Englisch ▾

Bookings

Create booking

BID, Firstname, Lastname

Current bookings


Search

BID	Date	Last Name	First name	Price	Status	
34069	12/1/2022	Sauciuc	Claudia	55.00	Valid	Details

[previous page](#) [next page](#)

Step 6:

You can now access and check your guests' bookings at any time.

 Bookings

User: claudia.sauciuc@arlbergexpress.com Logout Englisch ▾

Bookings

Create booking

BID, Firstname, Lastname

Current bookings

Search

BID	Date	Last Name	First name	Price	Status	
34069	12/1/2022	Sauciuc	Claudia	55.00	Valid	Details

[previous page](#) [next page](#)

Thank you for becoming our Partner for the Shuttle bus Booking.

If you have any other question do not hesitate to contact us.



6754 Klosterle, Langen 33

phone: +43-5582-226

fax: +43-5582-580

e-mail: info@arlbergexpress.com

internet: www.arlbergexpress.com